


Multiple configurations of equipment, peripherals and accessories can be connected to create a test lane for passenger cars and light commercial vehicles exactly adapted to the needs and possibilities in your workshop. Standard supplied with a PC with Windows[®] and **LaneComm[®] - Atlas test lane software.**



We supply options as standard!

Combo[®]



(Standard for 4x4 testing)



Sideslip Meter




Roller Brake Tester

(Standard for 4x4 testing)



Suspension Analyser



Speedometer

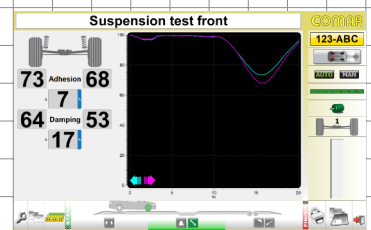
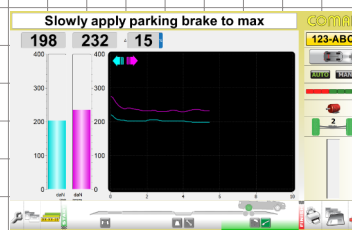
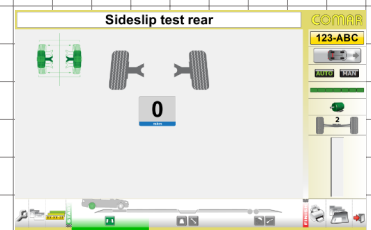



LD5020 PC-console

- ☺ PC with LaneComm[®] - Atlas test lane software.
- ☺ Infra-red remote control hand set.
- ☺ Fully automatic test program.
- ☺ Manual testing facility included.
- ☺ PC network (LAN) capabilities.
- ☺ Multi-lane facility.
- ☺ Vehicle testing queue.
- ☺ Remote data transmission for data exchange or integration into specific country related networks.
- ☺ Extensive database for storage of vehicle and customer data, legal limits and test results.
- ☺ For vehicle inspections.
- ☺ For repairs.
- ☺ Fast, reliable, convincing.
- ☺ Profitable.

Specifications and options at www.comar-test.com

Examples Atlas Test Lane Screens



Technical specifications are subject to changes without notice.
Specifications of floor modules, console components and options, available upon request.

